

Invention de breaks binaires en 4/4

Three staves of musical notation in 4/4 time. Each staff begins with a double bar line and a 4/4 time signature. The notation consists of eighth notes with 'x' marks above them, indicating a specific rhythmic pattern. Each staff ends with a repeat sign.

Break 1 T

Musical notation for Break 1 T. It consists of two main phrases and three smaller phrases. The first phrase starts with a double bar line, followed by a sequence of eighth notes and a triplet. The second phrase starts with a double bar line and a sequence of eighth notes. The three smaller phrases each start with a double bar line and a sequence of eighth notes.

Break 2 T

Musical notation for Break 2 T. It consists of two main phrases and three smaller phrases. The first phrase starts with a double bar line, followed by a sequence of eighth notes and a triplet. The second phrase starts with a double bar line and a sequence of eighth notes. The three smaller phrases each start with a double bar line and a sequence of eighth notes.

Break 4 temps



Musical notation for Break 4 temps. It consists of two main phrases and three smaller phrases. The first phrase starts with a double bar line, followed by a sequence of eighth notes and a triplet. The second phrase starts with a double bar line and a sequence of eighth notes. The three smaller phrases each start with a double bar line and a sequence of eighth notes.

Invente tes propres breaks


2

Break 1 T

Utilise l'alphabet rythmique et colle une série de lettres pour créer de nouveaux breaks





Break 2 T





Break 4 T









Break 2 T





Break 4 T





4 Break 1 T





Break 2 T




Break 4 T





Break 2 T



Break 4 T

