

# Master class : Sponge vidéo 2

A

VIDEO= 1:10  
♩=93 swing 16th

Musical notation for the first system, measures 1-4. The notation is on a single staff with a treble clef and a 4/4 time signature. It features a complex rhythmic pattern with many sixteenth notes and eighth notes, including some beamed sixteenth notes and eighth notes. There are also some rests and dynamic markings.

5

Musical notation for the second system, measures 5-7. The notation is on a single staff with a treble clef and a 4/4 time signature. It continues the complex rhythmic pattern from the first system, with a triplet of eighth notes marked with a '3' above it. There are also some rests and dynamic markings.

8

Musical notation for the third system, measures 8-10. The notation is on a single staff with a treble clef and a 4/4 time signature. It continues the complex rhythmic pattern from the first system, with a triplet of eighth notes marked with a '3' above it. There are also some rests and dynamic markings. The word "straight" is written below the staff, and "swing 16th" is written below the staff.

VIDEO= 1:42

VIDEO= 2:03

11

Musical notation for the fourth system, measures 11-13. The notation is on a single staff with a treble clef and a 4/4 time signature. It continues the complex rhythmic pattern from the first system, with a triplet of eighth notes marked with a '3' above it. There are also some rests and dynamic markings.

VIDEO= 2:41

14

Musical notation for the fifth system, measures 14-17. The notation is on a single staff with a treble clef and a 4/4 time signature. It continues the complex rhythmic pattern from the first system, with a triplet of eighth notes marked with a '3' above it. There are also some rests and dynamic markings.

18 VIDEO= 2:47

Musical notation for the sixth system, measures 18-20. The notation is on a single staff with a treble clef and a 4/4 time signature. It continues the complex rhythmic pattern from the first system, with a triplet of eighth notes marked with a '3' above it. There are also some rests and dynamic markings.

VIDEO= 3:28

21

Musical notation for the seventh system, measures 21-23. The notation is on a single staff with a treble clef and a 4/4 time signature. It continues the complex rhythmic pattern from the first system, with a triplet of eighth notes marked with a '3' above it. There are also some rests and dynamic markings.

24

Musical notation for the eighth system, measures 24-26. The notation is on a single staff with a treble clef and a 4/4 time signature. It continues the complex rhythmic pattern from the first system, with a triplet of eighth notes marked with a '3' above it. There are also some rests and dynamic markings.

VIDEO= 3:58

Bat. 27

Musical notation for Bat. 27, featuring a complex rhythmic pattern with triplets and sixteenth notes.

VIDEO= 4:45

Bat. 32

Musical notation for Bat. 32, featuring a complex rhythmic pattern with triplets and sixteenth notes.

VIDEO= 5:07

Bat. 35

Musical notation for Bat. 35, featuring a complex rhythmic pattern with triplets and sixteenth notes.

VIDEO= 5:15

Bat. 38

Musical notation for Bat. 38, featuring a complex rhythmic pattern with triplets and sixteenth notes.

VIDEO= 5:49

VIDEO= 6:59

VIDEO=8:43

Bat. 42

Musical notation for Bat. 42, featuring a complex rhythmic pattern with triplets and sixteenth notes.

VIDEO=8:50

Bat. 47

Musical notation for Bat. 47, featuring a complex rhythmic pattern with triplets and sixteenth notes.

VIDEO=9:37

Bat. 50

Musical notation for Bat. 50, featuring a complex rhythmic pattern with triplets and sixteenth notes.

VIDEO=9:53

Bat. 54

Musical notation for Bat. 54, featuring a complex rhythmic pattern with triplets and sixteenth notes.

**B**

VIDEO=10:51

58 Bat.

62 Bat.

65 Bat.

VIDEO=11:28

68 Bat.

VIDEO=11:31

71 Bat.

VIDEO= 12:23

74 Bat.

77 Bat.

VIDEO= 13:25

79 Bat.

82 Bat.



VIDEO=13:47

85  $\text{♩} = 93$

Bat.

88

VIDEO= 14:00

91

93

VIDEO= 14:28

96

99

101

VIDEO=15:11

103


VIDEO= 15:52

106

**D**

VIDEO=16:51

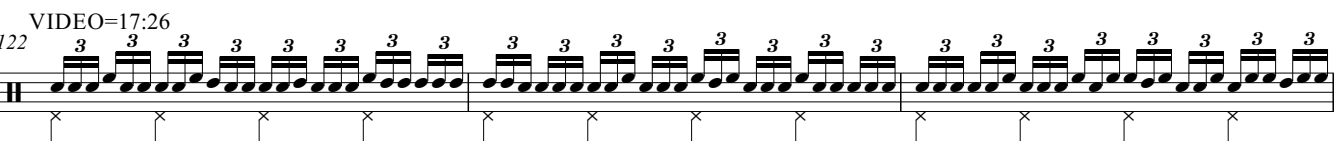
109 Bat. 


113 Bat. 

116 Bat. 

119 Bat. 

VIDEO=17:26

122 Bat. 

125 Bat. 

127 Bat. 

VIDEO=18:13

129 Bat.

132 Bat.

135 Bat.

138 Bat.

VIDEO=20:10

141 Bat.

144 Bat.

146 Bat.

**E**

VIDEO=20:37

148 Bat. Musical notation for Bat. 148. The staff begins with a rest, followed by a series of notes with 'x' marks above them. It then transitions into a sequence of triplets, each marked with a '3' above the notes.

151 Bat. Musical notation for Bat. 151. The staff starts with a series of triplets marked with '3' above the notes. This is followed by a sequence of notes with 'x' marks above them, and concludes with a final triplet marked with '3' above the notes.

153 Bat. Musical notation for Bat. 153. The staff begins with a series of notes with 'x' marks above them. It then features a triplet marked with '3' above the notes, followed by another triplet marked with '3' above the notes, and ends with a final triplet marked with '3' above the notes.